

Fiber Optics Program

We are here to assist you with Anne Arundel Community College's Online Admissions Application, Registration and Distance Learning course processes.

If, at *any time* you need help, you may call **410.777.2732 and ask for assistance. Please identify yourself as a Comcast employee so we can better assist you.**

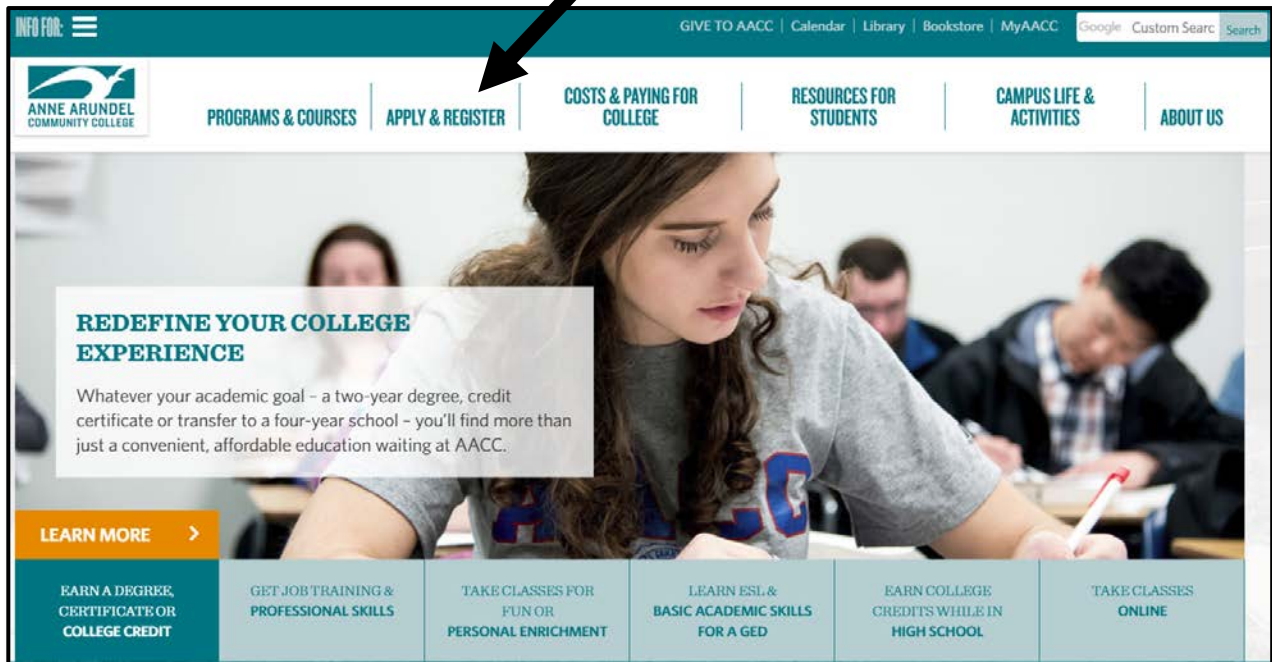
Please follow the directions below to complete your AACC Online Admissions Application. This is necessary so you may be enrolled as an Anne Arundel Community College Credit Student.

STEP 1: APPLY TO BECOME AN AACC STUDENT!

Complete an AACC online admissions application form. This is very important as it will allow the college to get your information into the system. You cannot register for a class unless you have applied first. Below are step-by-step directions with screen prints to help you.

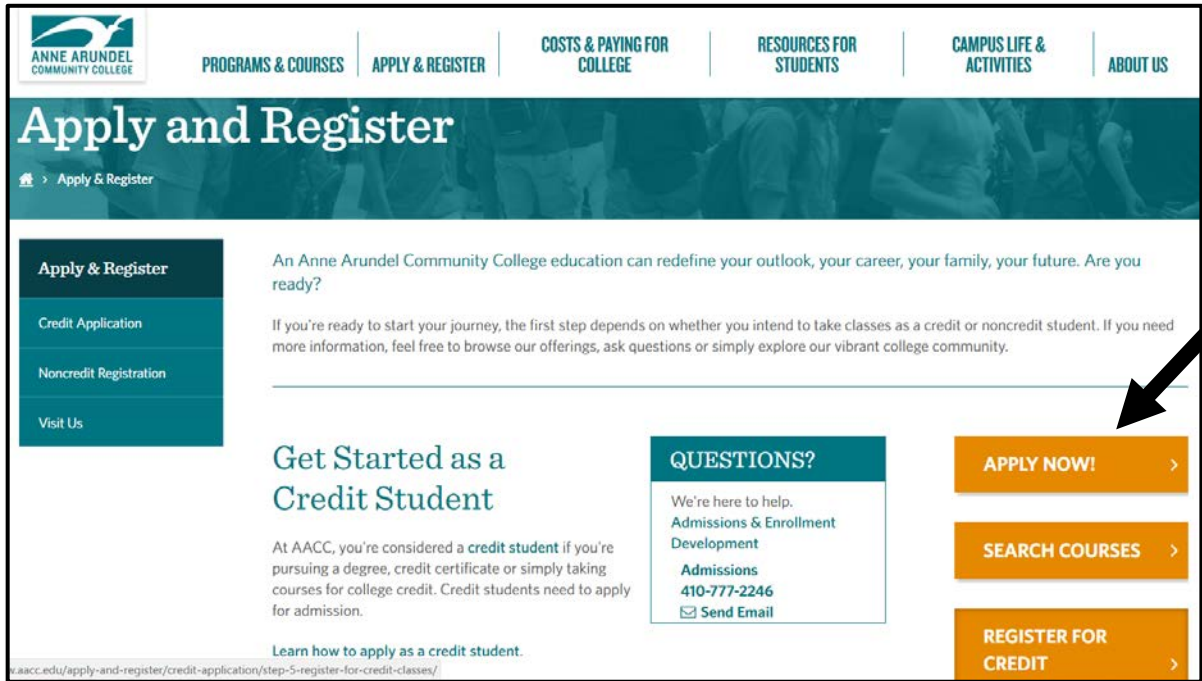
AACC Online Application Process

Go to: www.aacc.edu



The screenshot shows the Anne Arundel Community College website. The top navigation bar includes links for 'GIVE TO AACC', 'Calendar', 'Library', 'Bookstore', 'MyAACC', 'Google Custom Search', and 'Search'. Below this is a secondary navigation bar with the college logo and menu items: 'PROGRAMS & COURSES', 'APPLY & REGISTER', 'COSTS & PAYING FOR COLLEGE', 'RESOURCES FOR STUDENTS', 'CAMPUS LIFE & ACTIVITIES', and 'ABOUT US'. A black arrow points to the 'APPLY & REGISTER' link. The main content area features a banner with the text 'REDEFINE YOUR COLLEGE EXPERIENCE' and a sub-headline 'Whatever your academic goal - a two-year degree, credit certificate or transfer to a four-year school - you'll find more than just a convenient, affordable education waiting at AACC.' Below the banner is a 'LEARN MORE >' button. At the bottom, there is a grid of six service categories: 'EARN A DEGREE, CERTIFICATE OR COLLEGE CREDIT', 'GET JOB TRAINING & PROFESSIONAL SKILLS', 'TAKE CLASSES FOR FUN OR PERSONAL ENRICHMENT', 'LEARN ESL & BASIC ACADEMIC SKILLS FOR A GED', 'EARN COLLEGE CREDITS WHILE IN HIGH SCHOOL', and 'TAKE CLASSES ONLINE'.

Click **Apply Now!**



Apply and Register

Home > Apply & Register

An Anne Arundel Community College education can redefine your outlook, your career, your family, your future. Are you ready?

If you're ready to start your journey, the first step depends on whether you intend to take classes as a credit or noncredit student. If you need more information, feel free to browse our offerings, ask questions or simply explore our vibrant college community.

Get Started as a Credit Student

At AACC, you're considered a **credit student** if you're pursuing a degree, credit certificate or simply taking courses for college credit. Credit students need to apply for admission.

[Learn how to apply as a credit student.](#)

QUESTIONS?

We're here to help.
Admissions & Enrollment Development
Admissions
410-777-2246
[Send Email](#)

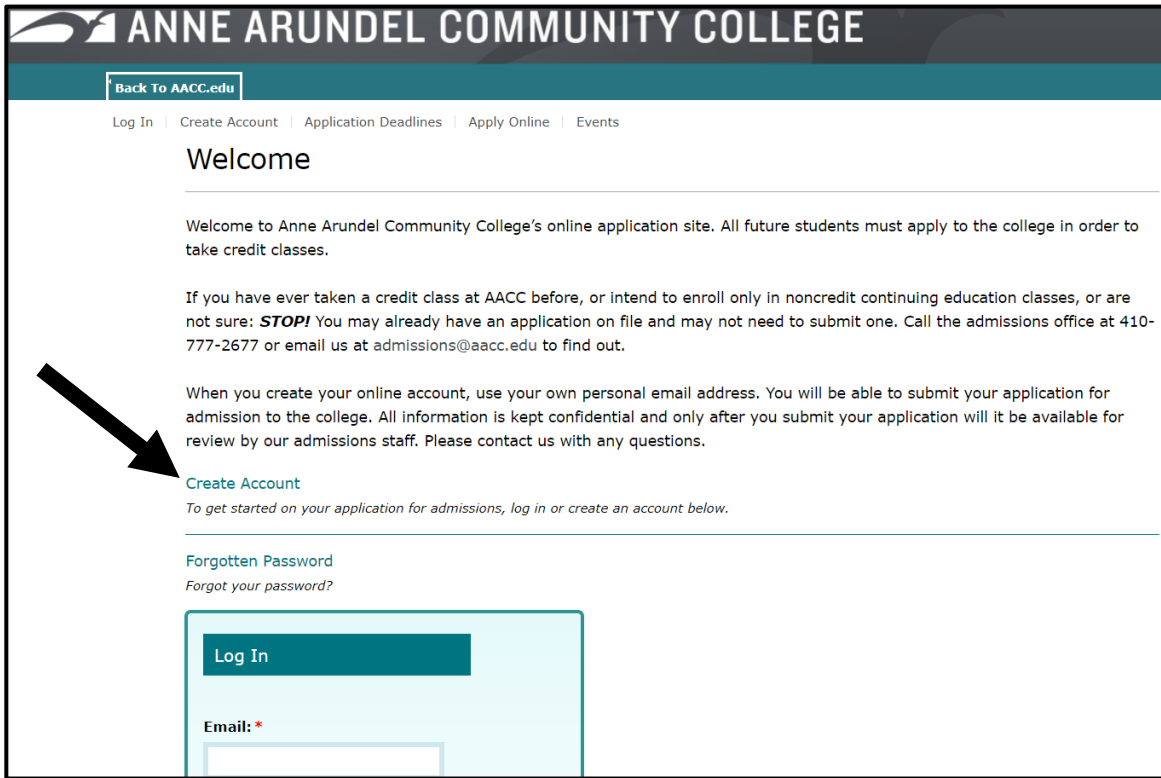
APPLY NOW!

SEARCH COURSES

REGISTER FOR CREDIT

aacc.edu/apply-and-register/credit-application/step-5-register-for-credit-classes/

Click **Create Account** to get started.



ANNE ARUNDEL COMMUNITY COLLEGE

[Back To AAC.C.edu](#)

[Log In](#) | [Create Account](#) | [Application Deadlines](#) | [Apply Online](#) | [Events](#)

Welcome

Welcome to Anne Arundel Community College's online application site. All future students must apply to the college in order to take credit classes.

If you have ever taken a credit class at AACC before, or intend to enroll only in noncredit continuing education classes, or are not sure: **STOP!** You may already have an application on file and may not need to submit one. Call the admissions office at 410-777-2677 or email us at admissions@aacc.edu to find out.

When you create your online account, use your own personal email address. You will be able to submit your application for admission to the college. All information is kept confidential and only after you submit your application will it be available for review by our admissions staff. Please contact us with any questions.

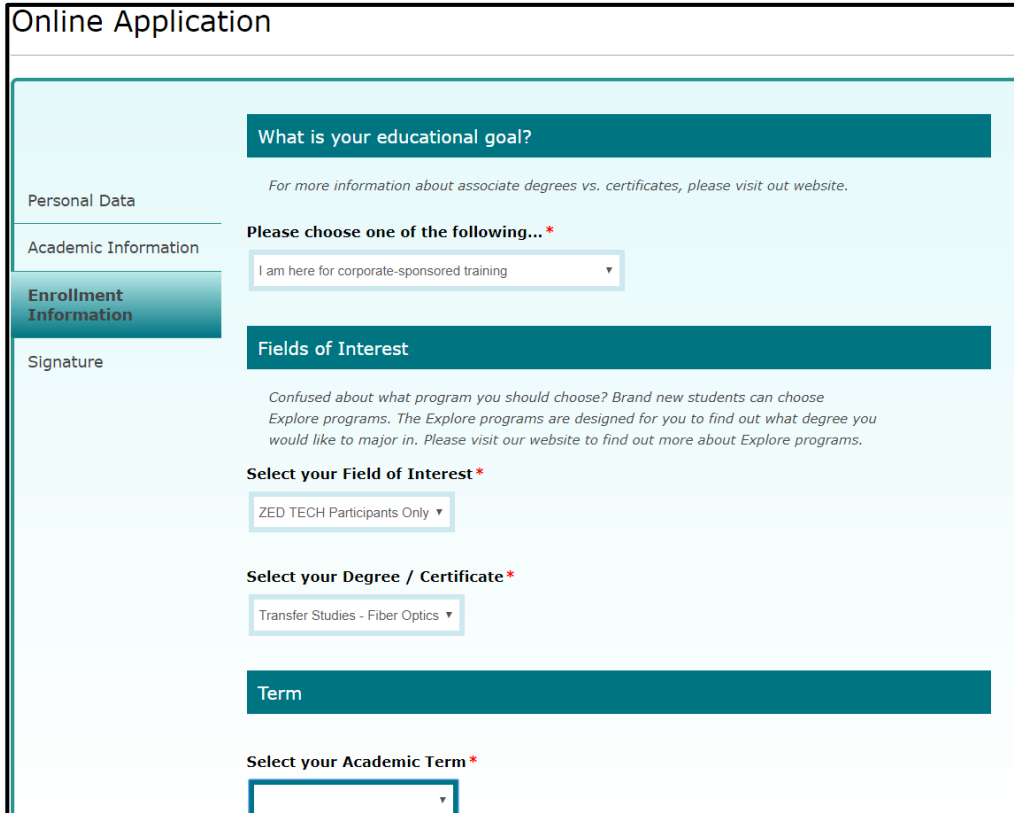
[Create Account](#)
To get started on your application for admissions, log in or create an account below.

[Forgotten Password](#)
Forgot your password?

Log In

Email: *

As you progress through the Online Admissions Application you will be prompted to identify your academic Educational Goal and Field of Interest.



The screenshot shows the 'Online Application' interface. On the left is a navigation menu with 'Enrollment Information' highlighted. The main content area has a teal header 'What is your educational goal?' with a link to a website for more information. Below this is a dropdown menu with the selected option 'I am here for corporate-sponsored training'. Another teal header 'Fields of Interest' is followed by a link to 'Explore programs'. Below that is a dropdown menu with 'ZED TECH Participants Only' selected. The next section is 'Select your Degree / Certificate*' with a dropdown menu showing 'Transfer Studies - Fiber Optics'. A teal header 'Term' is followed by a dropdown menu for 'Select your Academic Term*'. The 'Enrollment Information' section in the navigation menu is highlighted in teal.

Choosing this option will identify you as part of the Comcast program and allow you to register for courses WITHOUT having to take AACC's placement tests in the areas of English and Reading for your first three courses in fiber optics.

You may change your Educational Goal and Field of Interest at a later date if you wish to pursue a different certificate or degree. At that time, you will need to meet the college's placement test requirements or provide documentation to show proficiency. For more information go to [Take a Placement Test](#).

Identifying residency: If you are not a US citizen (Permanent Resident, International Student, etc.) you will need to provide proof of residence to the college.

After completing the application form: You will receive an email from Anne Arundel Community College confirming your application submission. Congratulations! You are now an official AACC student! Within that email will be your Student Identification Number.

Please note: You may receive further email information from AACC regarding additional college amenities used by face-to-face students. You may retain this information for your records; however, the registration process will be different for your program. Please proceed to step 2 in this guide.

STEP 2: COMPLETE AND SUBMIT THE AACC REGISTRATION FORM AND WAIVER

You will be given registration forms for the Fiber Optics course. Complete these forms, sign, and return to your current Educational Coordinator. The coordinator will fax or email these documents back to AACC.

AACC Course Registration Form -This form ensures you have a place in the Fiber Optics course. It is important that you complete the top section and sign/date (original signature! AACC does NOT accept e-signatures). AACC will ensure the course information is correct. You do not need to include any payment information.

AACC Student Information Release -This release on the registration form is necessary for AACC to communicate and work with your Education Coordinator regarding your enrollment in AACC courses, as well as to provide your academic data to your employer. This release is required by law in order for AACC to work with your employer on your individual academic records. If you do not complete this form, you will not be able to participate in the program.

Notice of Nondiscrimination: AACC is an equal opportunity, affirmative action, Title IX, ADA Title 504 compliant institution. Call Disability Support Services, 410-777-2306 or Maryland Relay 711, 72 hours in advance to request most accommodations. Requests for sign language interpreters, alternative format books or assistive technology require 30 days' notice. For information on AACC's compliance and complaints concerning sexual assault, sexual misconduct, discrimination or harassment, contact the federal compliance officer and Title IX coordinator at 410-777-1239, complianceofficer@aacc.edu or Maryland Relay 711.

Once these forms are sent to AACC and processed, you will officially be registered in your first AACC course! Congratulations!

STEP 3: DROP/WITHDRAW

If you are unable, for any reason, to complete the requirements of the course for which you are registered, you may be able to drop or Withdraw from the course. This is very important as a ‘failing’ grade will be placed on your transcripts if course requirements are not met. Please refer to the [Fiber Optics Program](#) for specific dates associated with your course.

Students may submit a [Credit Registration Form](#) to drop or withdraw from the course to their Educational Coordinator.